

# HOPE KIDS SERVICE COMPANION

SEPTEMBER 27, 2020

## THIS PACKAGE INCLUDES:

- Custom sermon note pages for kids to enjoy during the service
- Colouring / Activity pages
- Two devotionals with discussion guide and activities designed to create conversation around this week's Big Idea - one for older children and the other for younger
- Memory verse cards





HOPE KIDS

# Sermon

# Notes

for the week of  
Sept 27, 2020

my name: \_\_\_\_\_

circle

the words you hear in the service: - - - -


prayer Jesus

disciples Luke talk

connect up Acts

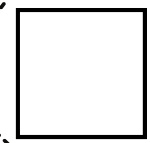
Fill in the **blanks**

to complete the  
memory verse!



One of those \_\_\_\_\_, Jesus went out to a  
\_\_\_\_\_ to pray. He \_\_\_\_\_ the night  
praying to \_\_\_\_\_.

Luke \_\_:12



Check this box  
if you can find it  
in your **Bible**

We're in a series  
called:

## The Way

Who is  
**speaking**  
today?

Use this space to **pray**.

**Dear God,**

**Amen**

You can draw, write.... talk to God however you want to!


# Doodle Zone!

Fill this space with whatever you'd like.

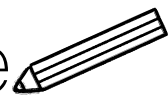


Today I am listening **with:**

My favourite **song** we sang today:



**Draw** something you thought about during today's service.




**Question** of the week:

What is a game you like to play?

Write or draw your answer.





# God Hears My Prayers

I'm Thankful  
For...

I Need Help With

My Friends

My Teacher

My Family

# DEVOTIONAL FOR YOUNGER CHILDREN



Make string telephones.

Have your child decorate two paper or plastic cups using markers and stickers. Poke a hole through the bottom of each cup, right through the center. Thread a string through the bottom of the cup and tie a knot in the end of the string that is inside the cup. (You could also tie a paperclip to the string inside the cup to ensure it does not get pulled through.) Thread the other end of the string through the bottom of the other cup and tie a knot in the end of the string that is inside the cup, or add a paperclip. Give your child one end of the completed telephone and stand far enough apart for the string to become taught.

Quietly talk into the cup while your child holds the other end up to their ear. Take turns talking and listening.

Tell your child that playing with the string telephones reminds you of praying to God.

Tell them you are going to put your 'phone' to your ear and talk to God. Pray a simple prayer of praise and petition.

Then ask your child to put their 'phone' to their ear and talk to God. Say that they could thank God for being good and kind and then tell God about things that make them happy, sad, or worried. Finally, ask them to share with God the requests they have for things they need such as help with a hard task or health for someone who is sick.

With one phone to your ear and the other to your child's, take 20 seconds to listen to God. Then say Amen. Ask your child if they heard God say anything to them. If they did, listen and affirm whatever they say. If they didn't hear anything, remind them that God loves them and is already working to answer their prayers!

# DEVOTIONAL FOR OLDER CHILDREN



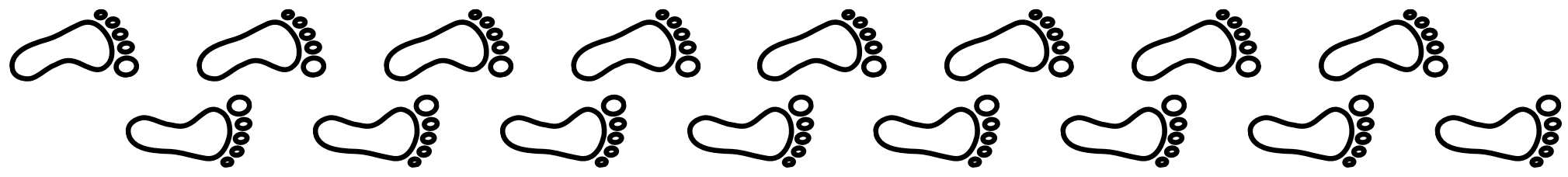
If you wanted to make chocolate chip cookies, what would you need? Along with a bunch of ingredients, you would need a recipe – the instructions on how to make whatever you are baking! The instructions in recipes are really important to follow so your cookies turn well and taste good.

In God's Word, He's given us instructions for many things including how to pray! He actually gave His disciples the instructions for how to pray a very meaningful but basic prayer that covers different parts of our lives. Grab your Bibles and look up Luke 11:2-4. This is what we call the Lord's Prayer and it's the oldest Christian prayer that we have recorded. Jesus starts with praise to God. The word "Father" that Jesus uses here is actually a word like Papa or Daddy. In Bible times, people often avoided even mentioning God's name out loud so Jesus was really being radical here by talking to God in a personal way! What do you think the second line of the prayer means "Hallowed be your name"? To hallow something means that it is special and should be honoured. So the opening part of the prayer recognizes God's holiness and awesomeness. Asking for our "daily bread" shows us that we need to bring our needs before God in prayer because back in the Bible, bread was a necessity of life. God wants to provide for us and actually knows what we need even before we say the words – how amazing is that? You might think, "Why do I even need to ask if God already knows?" Think of your mom or dad. They know your needs too but they love to talk to you and hear what you think. God is the same way – he wants us to talk to Him. And finally, the confession part asks for help forgiving others who've done wrong to us because you know what? All of us also need to be forgiven from our hurtful ways and bad attitudes.

We can use this prayer to learn how to pray but it's really a guide to help us talk to God any time about any matter. Philippians 4:6 says, "(NLT) Don't worry about anything; instead, pray about everything. Tell God what you need, and thank him for all he has done." There is no right or wrong way to pray. It's very individual and Romans 8:6 tells us that the Holy Spirit will help us when we don't have the words to explain what we need. Always remember that God loves you and wants you to talk to Him! 1 John 5:14-15 (NLT) And we are confident that he hears us whenever we ask for anything that pleases him. And since we know he hears us when we make our requests, we also know that he will give us what we ask for.



# THE WAY MEMORY VERSES



Jesus answered, "I am the way and the truth and the life. No one comes to the Father except through me."

John 14:6  
NirV



SEPT 13, NOV 22 - FOR OLDER CHILDREN ↷

Jesus is... the WAY  
and  
the TRUTH  
and  
the LIFE!

from  
John 14:6



SEPT 13, NOV 22 - FOR YOUNGER CHILDREN ↷

On one of those days, Jesus went out to a mountainside to pray. He spent the night praying to God.

Luke 6:12  
NirV



SEPT 20, 27, OCT 4 - FOR OLDER CHILDREN ↷

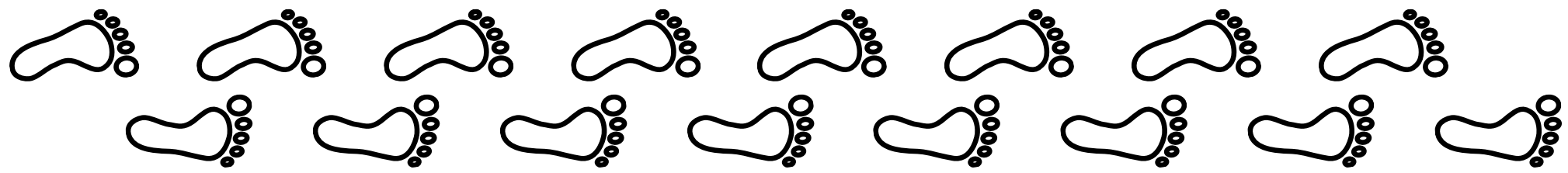
Jesus went out to a mountainside to pray.

from  
Luke 6:12



SEPT 20, 27, OCT 4 - FOR YOUNGER CHILDREN ↷

# THE WAY MEMORY VERSES



When morning came, He called for His disciples to come to Him. He chose twelve of them and made them apostles.

Luke 6:13  
NirV



OCT 11, 18, 25 - FOR OLDER CHILDREN ↷

He called for His disciples to come to Him.

from  
Luke 6:13



OCT 11, 18, 25 - FOR YOUNGER CHILDREN ↷

Jesus went down the mountain and stood on a level place. A large crowd of His disciples was there. A large number of other people were there too... They had all come to hear Jesus and be healed of their sicknesses.

Luke 6:17,18  
NirV



NOV 1, 8, 15 - FOR OLDER CHILDREN ↷

They had all come to hear Jesus and be healed of their sicknesses.

from  
Luke 6:18



NOV 1, 8, 15 - FOR YOUNGER CHILDREN ↷